


# HOSE REEL ACCESSORIES

## Hose Guide

A Hose guide is used to ease the withdrawal of hose from fixed hose reels.



Code No.	Description	Material
HRS052-PS-STD-RD	Wall Mounting	Red Plastic
HRS052-MS-STD-ZP	Wall Mounting	Steel/Nylon Roller
HRS052-LA-STD-NA	Mounting at inlet pipe	Steel/Nylon Roller

## Pressure Reducing Valve


A Pressure reducing valve is required to reduce the pressure at the hose reel inlet to the nominal working pressure.



Code No.	Size	Working Pressure	Material
HRS063-GM-025-NA	25 mm (1")	Max. inlet pressure up to 20 bar (290 psi)	Brass
HRS063-GM-050-NA	50 mm (2")	Outlet pressure between 2 to 7 bar (29 to 101.5 psi)	Brass

## Hose Reel Wall Bracket

A wall bracket allows easy installation of swing/fixe hose reels. The wall bracket is first fixed on to the wall or mounting structure and then the hose reel is slotted into the bracket. The wall bracket also allows minor adjustments of the hose reel height thereby easing the connection of the inlet pipe. The wall bracket allows the hose reel to be installed by one person within a few minutes.




Code No.	Description	Material
HRP057-MS-XXX-XX	Swing Hose Reel	Mild Steel
HRP060-MS-XXX-XX	Fixed Hose Reel	Mild Steel
HRP060-SS-XXX-XX	Fixed Hose Reel	Stainless Steel
HRP471-MS-EUR-RD	Fixed Hose Reel	Mild Steel

## Stop Valve, Stop Valve With Nozzle Locking Device Ball Valve And Ball Valve With Compression Fitting

As required by British Standard Institution, stop valves should be installed at the inlet of all hose reels and it should have a feature to ensure that the nozzle can only be released after opening the valve. SRI has provided an ingenious solution with a quick opening ball valve and nozzle locking device.



Code No.	Size	Material	Working Pressure
HRS109-GM-025-NA	25 mm (1") ball valve with nozzle locking device	Brass	14 bar (203 psi) 
HRP436-GM-025-CH	25 mm (1") ball valve	Brass	17 bar (250 psi)
HYC122-GM-025-XX	25 mm (1") gate valve	Brass	15.8 bar (230 psi)
HRS168-BR-025-NA	25 mm (1") ball valve with compression fitting For Euro Type 2 Hosereel	Brass	15.8 bar (230 psi)